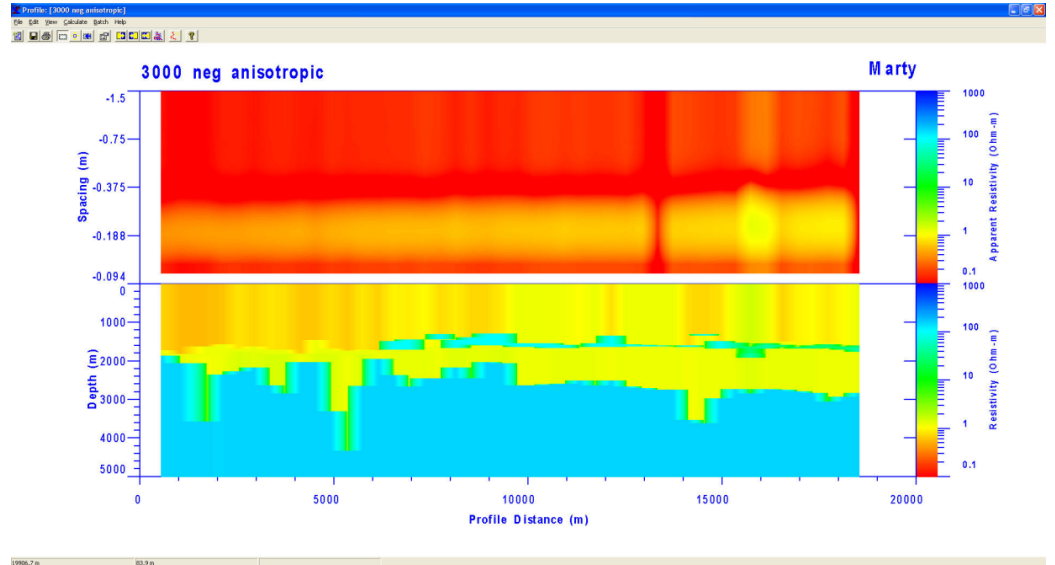
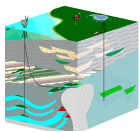


### Interactive marine/land EM sounding inversion



**Figure 1:** Inline E data displayed as pseudosection and smooth model displayed as a colored section.

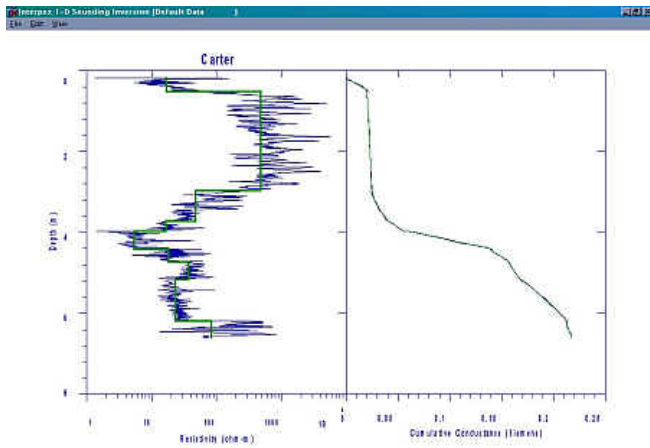
IX1D-tCSEM™ is a marine/land Electromagnetic (EM) interpretation software that performs 1-dimensional (1D) DC Resistivity, Induced Polarization (IP), magnetotelluric (MT), TEM and electromagnetic sounding and inversion.

### IX1D-tCSEM™ features

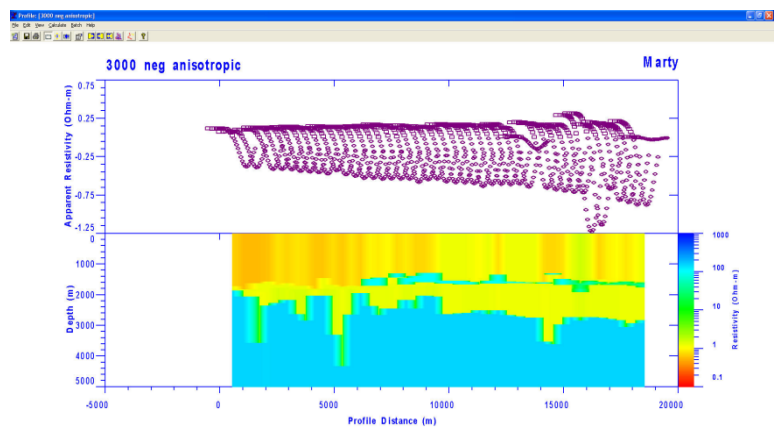
- Data and models can be imported from and exported to ASCII files.
- Well log data can be imported, and number of layers can be reduced.
- Graphics are exported in DFX, CGM, or WMF formats.
- Multiple soundings can be displayed in a single database file.
- Allows fixing resistivity and/or depth for inversion calculations.
- Ridge Regression or Occam's inversion can be calculated.
- Bostick and Niblett inversions can be calculated from MT data.
- All time apparent resistivity can be used for Lotem data
- Layered model, smooth model, equivalence analysis, or all three of these can be displayed in a sounding window.
- TEM/MT/AMT joint inversion capability for marine/land MT, CSEM and tCSEM™.
- Supports anisotropy models for MT and CSEM applications.

### KMS Technologies

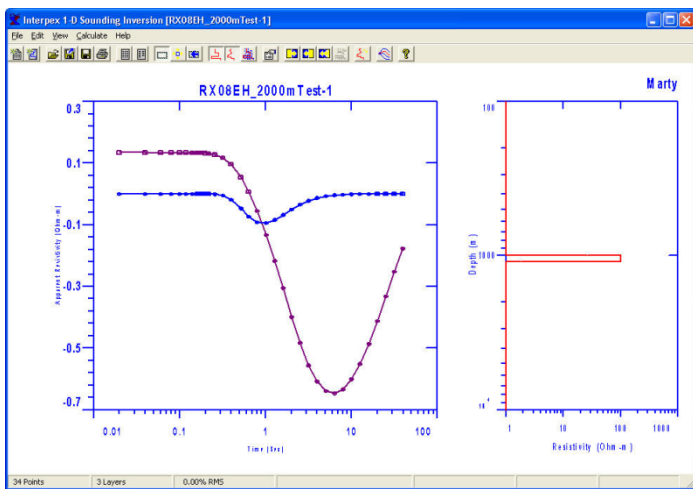
KJT Enterprises Inc.  
6420 Richmond Ave., Suite 610  
Houston, TX, 77057  
USA  
Tel.: +1.713.532.8144  
Fax: +1.713.532.7776  
Email:  
[info@KMSTechnologies.com](mailto:info@KMSTechnologies.com)  
[www.KMSTechnologies.com](http://www.KMSTechnologies.com)



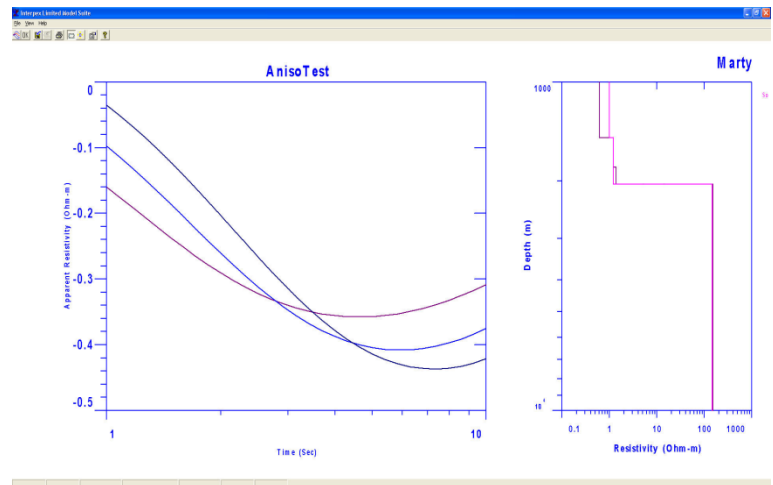
**Figure 2:** Resistivity well log shown with layered model decomposition.



**Figure 3:** Display of inline E data with apparent resistivity displayed as curves on a Zaborovsky plot and smooth model displayed as colored section.



**Figure 4:** Sounding window graphic screen



**Figure 5:** Model Suite window showing 3 curves for varying offsets with the same anisotropic model.

## Supported data

IX1D performs forward and inverse modeling with the following data:

- TEM inline E, cross-line H, broadside E, joint inline E with cross-line H soundings.
- Step on, step off, or impulse current.
- Frequency domain inline E and broadside E data.
- Isotropic or anisotropic resistivity models for land applications.

## How to order

Option 1: Please follow the instructions for ordering at <http://www.interpex.com/Ordering.htm>  
 Option 2: Submit an order form online at [http://kmstechnologies.com/order\\_form.html](http://kmstechnologies.com/order_form.html)